

Slide 1 - LET'S MOVE!

You will need to listen to the words in the online activity.

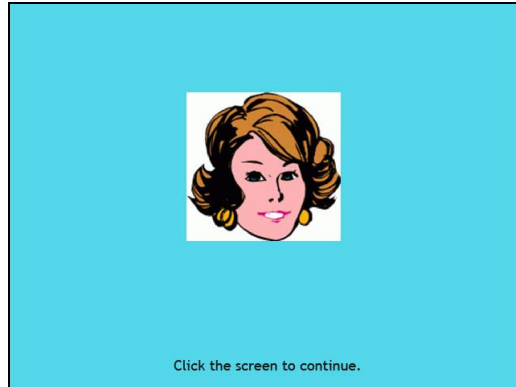


TPR

Please put on your headphones for this activity.


アリシアさんのおかあさんは どこですか

Slide 2 - Slide 2




Click the screen to continue.

Slide 3 - Slide 3



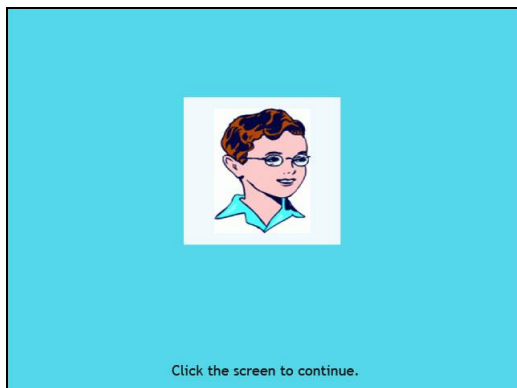
Click the screen to continue.

Slide 4 - Slide 4



Click the screen to continue.

Slide 5 - Slide 5



Click the screen to continue.

Slide 6 - Slide 6



Click the screen to continue.


Click the screen to continue.

Slide 7 - Slide 7



Click the screen to continue.

Slide 8 - Slide 8



Click the screen to continue.

Slide 9 - Slide 9



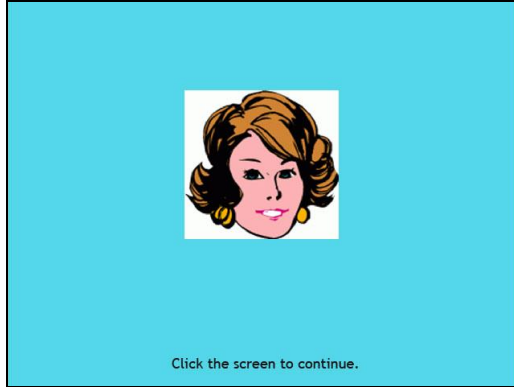
Click the screen to continue.

Slide 10 - Slide 10




Click the screen to continue.

Slide 11 - Slide 11




Click the screen to continue.

Slide 12 - Slide 12



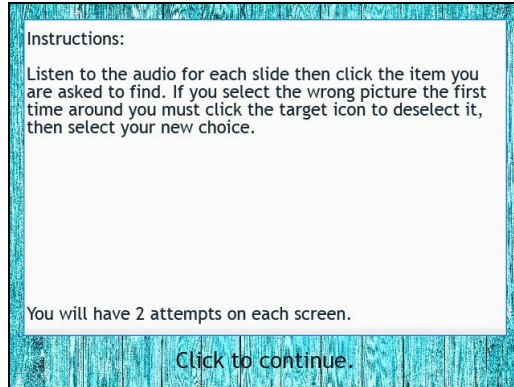
Click the screen to continue.

Slide 13 - Slide 13



Click the screen to continue.

Slide 14 - Slide 14



Click to continue.


Instructions:

Listen to the audio for each slide then click the item you are asked to find. If you select the wrong picture the first time around you must click the target icon to deselect it, then select your new choice.

You will have 2 attempts on each screen.

Unit 6: Section 1, Part C: TPR Presentation: Let's Move

Slide 15 - Slide 15



Listen to the audio, then click the item you are asked to find.


Correct - Click anywhere or press 'y' to continue.

Incorrect - Click anywhere or press 'y' to continue.

Question 1 of 12

Unit 6: Section 1, Part C: TPR Presentation: Let's Move

Slide 16 - Slide 16



Listen to the audio, then click the item you are asked to find.

Correct - Click anywhere or press 'y' to continue.

Incorrect - Click anywhere or press 'y' to continue.

Question 2 of 12

Unit 6: Section 1, Part C: TPR Presentation: Let's Move

Slide 17 - Slide 17



Listen to the audio, then click the item you are asked to find.

Correct - Click anywhere or press 'y' to continue.

Incorrect - Click anywhere or press 'y' to continue.

Question 3 of 12

Unit 6: Section 1, Part C: TPR Presentation: Let's Move

Slide 18 - Slide 18



Listen to the audio, then click the item you are asked to find.

Correct - Click anywhere or press 'y' to continue.

Incorrect - Click anywhere or press 'y' to continue.

Question 4 of 12

Unit 6: Section 1, Part C: TPR Presentation: Let's Move

Slide 19 - Slide 19



Listen to the audio, then click the item you are asked to find.

Correct - Click anywhere or press 'y' to continue.

Incorrect - Click anywhere or press 'y' to continue.

Question 5 of 12

Unit 6: Section 1, Part C: TPR Presentation: Let's Move

Slide 20 - Slide 20



Listen to the audio, then click the item you are asked to find.

Correct - Click anywhere or press 'y' to continue.

Incorrect - Click anywhere or press 'y' to continue.

Question 6 of 12

Unit 6: Section 1, Part C: TPR Presentation: Let's Move

Slide 21 - Slide 21



Listen to the audio, then click the item you are asked to find.

Correct - Click anywhere or press 'y' to continue.

Incorrect - Click anywhere or press 'y' to continue.

Question 7 of 12

Unit 6: Section 1, Part C: TPR Presentation: Let's Move

Slide 22 - Slide 22



Listen to the audio, then click the item you are asked to find.

Correct - Click anywhere or press 'y' to continue.

Incorrect - Click anywhere or press 'y' to continue.

Question 8 of 12

Unit 6: Section 1, Part C: TPR Presentation: Let's Move

Slide 23 - Slide 23



Listen to the audio, then click the item you are asked to find.

Correct - Click anywhere or press 'y' to continue.

Incorrect - Click anywhere or press 'y' to continue.

Question 9 of 12

Unit 6: Section 1, Part C: TPR Presentation: Let's Move

Slide 24 - Slide 24



Listen to the audio, then click the item you are asked to find.

Correct - Click anywhere or press 'y' to continue.

Incorrect - Click anywhere or press 'y' to continue.

Question 10 of 12

Unit 6: Section 1, Part C: TPR Presentation: Let's Move

Slide 25 - Slide 25



Listen to the audio, then click the item you are asked to find.

Correct - Click anywhere or press 'y' to continue.

Incorrect - Click anywhere or press 'y' to continue.

Question 11 of 12

Unit 6: Section 1, Part C: TPR Presentation: Let's Move

Slide 26 - Slide 26



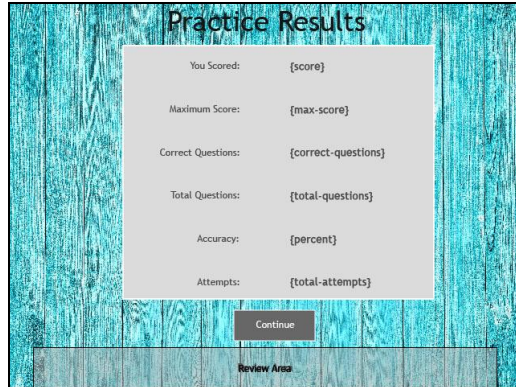
Listen to the audio, then click the item you are asked to find.

Correct - Click anywhere or press 'y' to continue.

Incorrect - Click anywhere or press 'y' to continue.

Question 12 of 12

Slide 27 - Slide 27



Practice Results

You Scored:

{score}

Maximum Score:

{max-score}

Correct Questions:

{correct-questions}

Total Questions:

{total-questions}

Accuracy:

{percent}

Attempts:

{total-attempts}

Slide 28 - Slide 19

おわり

Replay