

Turnitin is a Schoology app that only exists in courses. If you do not see the button in the image below, it is not turned on for your school. Turnitin creates an originality report for submitted writing assignments. It also provides an option to upload your paper before submitting to your teacher to see if all sources are properly cited. Follow the steps below to access the app.

1. Click the Turnitin button in the left navigation area.

The screenshot shows the Schoology interface for a course titled "AP Biology+: SY1516: 001YR" by DoDEA - Virtual High School. The left navigation menu includes "Materials", "Updates", "Grades", "Members", and "Turnitin". The "Turnitin" button is highlighted with a red box and a red arrow. The main content area displays an announcement about semester due dates and final exams, followed by a list of instructions and a "Classroom" folder.

dodea Home Courses ▾ Groups ▾ Resources ▾

AP Biology+ : SY1516: 001YR

DoDEA - Virtual High School

Announcement:
First Semester Due Dates and Final Exam:

The holidays are just about upon us and students thoughts turn to getting some needed time thought also. A few words of caution for you to remember.

1. This time of year tends to flash by quickly and before you know it, it's time for final exams when the end of your 2nd quarter is and when final exams week is scheduled.
2. A good rule of thumb for this virtual course is that all of your assignments will be due the **modules 3 & 4** must be submitted by then or they may not be counted in time for your rep to grade all of the remaining submissions. Remember that you are not my only student! Pac your final exams are scheduled. This way you can have the week prior to your finals to study
3. Check the accuracy of your grades in Schoology and in GradeSpeed. You should be doing don't point out any errors then I may not catch them and your grade may be lower than you
4. Yes there is a final exam for this course. Be sure you begin studying your past assignmer well before your school has scheduled final exams week, I will allow you to take your final ex prepare for during final exams week.

Keep on top of the schedule and your submissions so that you don't find yourself in a pinch a

Oh, and have a Happy Thanksgiving!

> **Classroom**

> **Course Information**

Materials ▾

- Updates
- Grades
- Members
- Turnitin**

Information

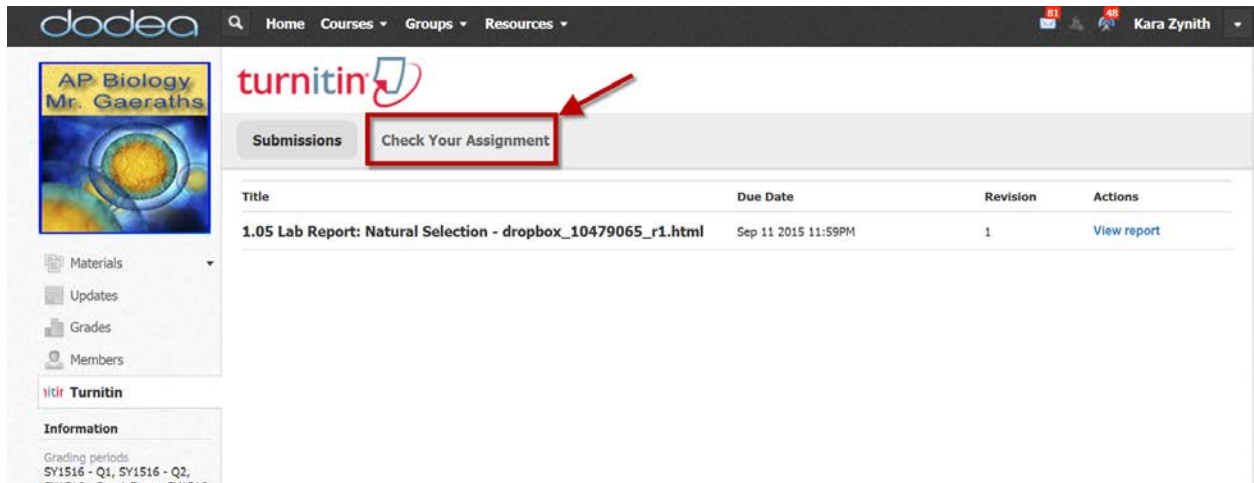
Grading periods
SY1516 - Q1, SY1516 - Q2,
SY1516 - Sem1 Exam, SY1516
- Q3, SY1516 - Q4, SY1516 -
Sem2 Exam

- Go to the assignment you'd like to view and click "View Report".

- The report will show you matched sources. Having matches is acceptable if properly cited in your document. You will want to make sure you also have a good portion of the writing be your own original work. The example below does not have any citations and is copy and pasted from 3 internet sources.

Match Number	Source	Percentage
1	en.wikipedia.org Internet source	43%
2	www.studymode.com Internet source	37%
3	klaweb.com Internet source	19%

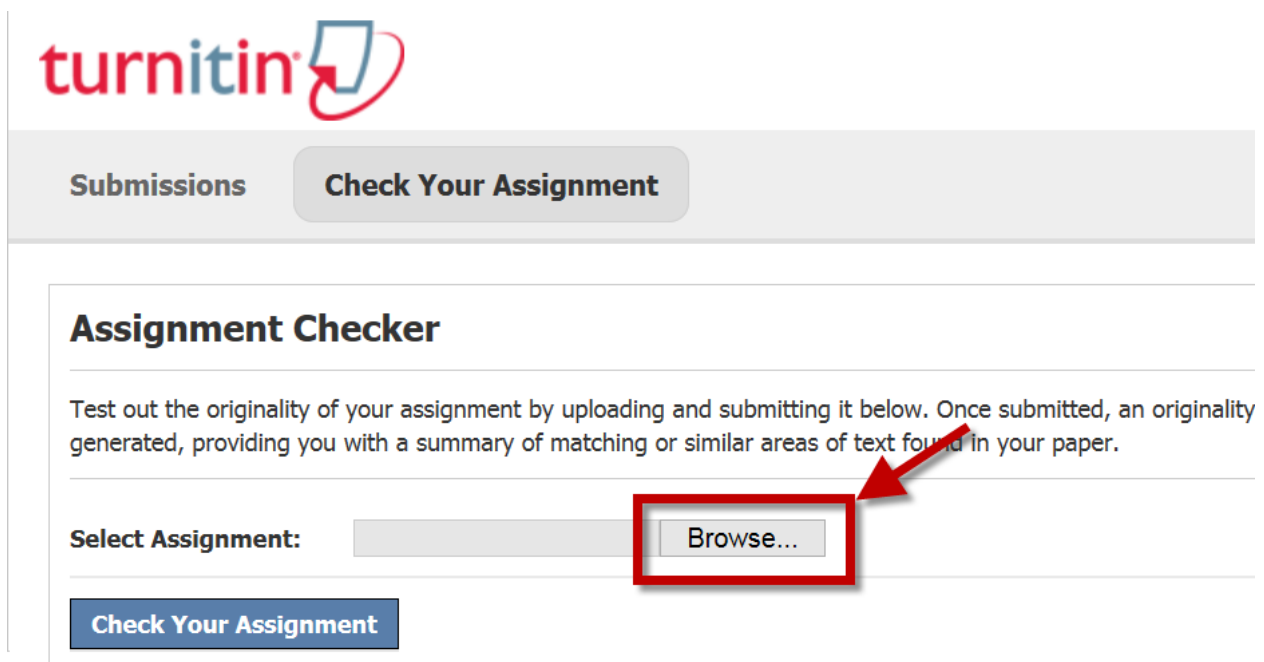
- Before submitting work to your teacher, you can check your work by uploading it. By uploading your paper before submission, you can review your document and decide if it needs any changes before submitting. Click the “Check your Assignment” button.



The screenshot shows the Turnitin interface within a Schoology course. The course name is 'AP Biology Mr. Gaeraths'. The Turnitin logo is at the top left. Below it, there are two buttons: 'Submissions' and 'Check Your Assignment'. The 'Check Your Assignment' button is highlighted with a red box and a red arrow. Below the buttons is a table with the following data:

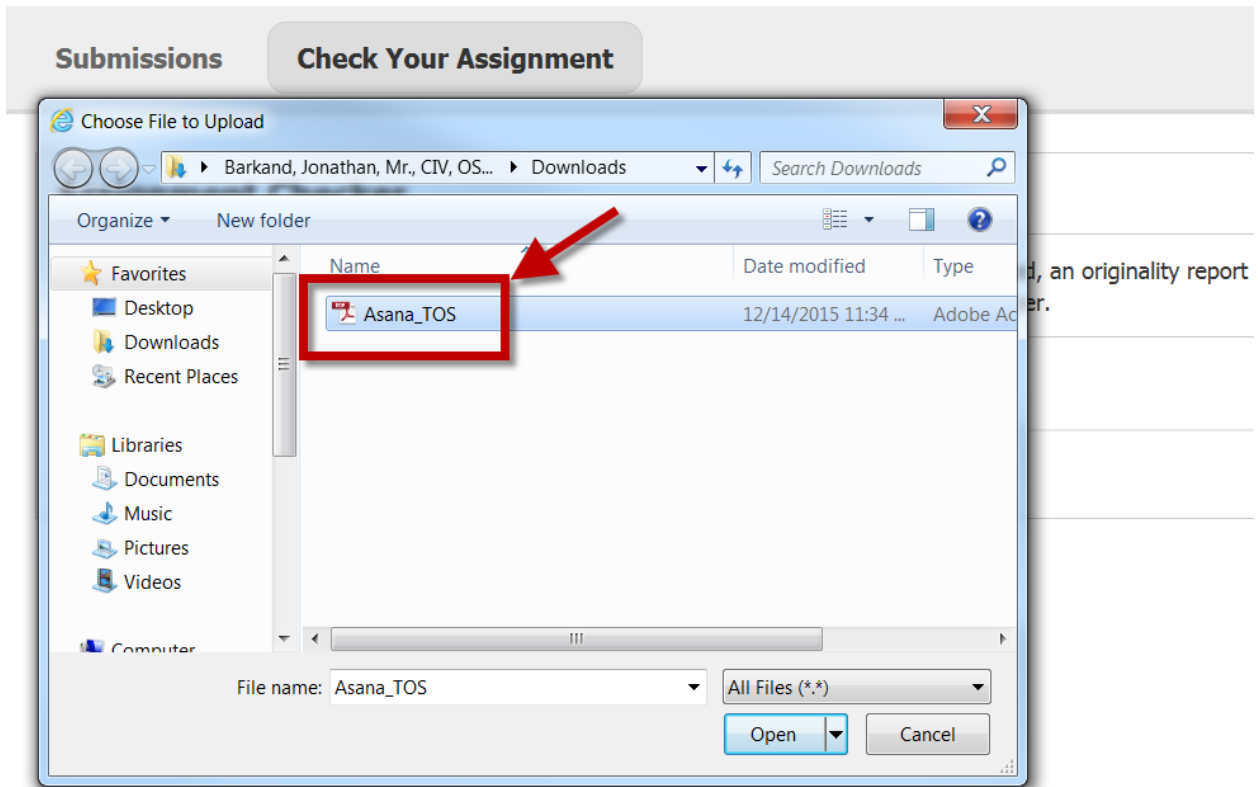
Title	Due Date	Revision	Actions
1.05 Lab Report: Natural Selection - dropbox_10479065_r1.html	Sep 11 2015 11:59PM	1	View report

- Click the “Browse” button.

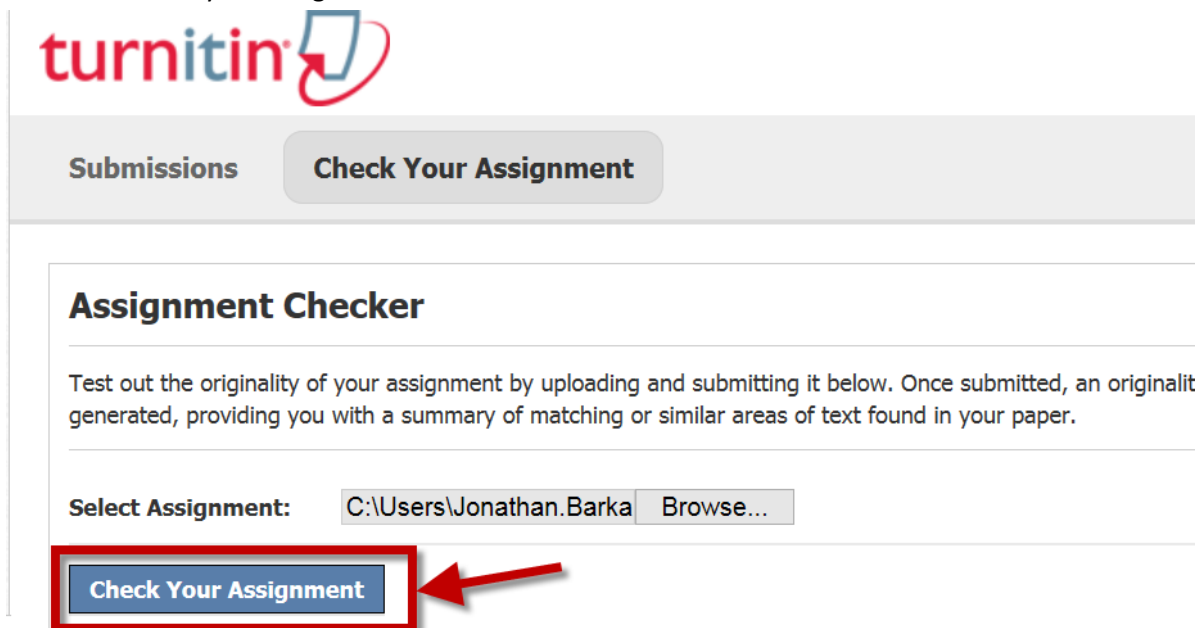


The screenshot shows the Turnitin 'Assignment Checker' interface. The Turnitin logo is at the top left. Below it, there are two buttons: 'Submissions' and 'Check Your Assignment'. Below the buttons is a section titled 'Assignment Checker'. The text reads: 'Test out the originality of your assignment by uploading and submitting it below. Once submitted, an originality generated, providing you with a summary of matching or similar areas of text found in your paper.' Below the text is a form with a 'Select Assignment:' label and a text input field. The 'Browse...' button is highlighted with a red box and a red arrow. Below the form is a 'Check Your Assignment' button.

6. Select the file you would like to check, it can be a Word document or PDF.



7. Click the "Check your Assignment" button.



- Turnitin will show a green bar and begin generating the report. This may take a few minutes depending on the length of your document.



- When complete, you can click the “View Full Report” to see a report just like in Step 3. Only you have access to this report and it is not stored in the system. If you leave the page or close the assignment, you will have to re-upload your document to see the report again.

