



You will need to listen to the words in the online activity.

Slide 1

Text Captions: Check for Understanding

Put on your headphones.

"Click to begin" below.

The card will automatically "Flip".

Click "Replay" to "Flip" again and to hear the audio.

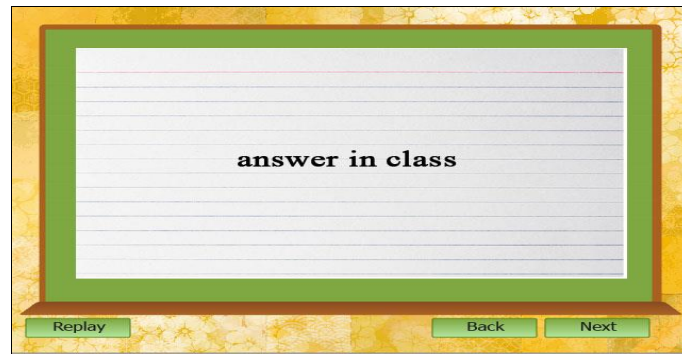
Click "Next" to see the next card.

Click "Back" to see the previous card.

Click "Restart" to begin again.

Click to


begin



Slide 2

Text Captions: answer in class

しつもんにかたえる




Slide 3

Text Captions:

art

びじゅつ



Slide 4

Text Captions:

backpack

バックパック



Slide 5

Text Captions:

bath

お風呂




Slide 6

Text Captions:

bathroom

トイレ／おてあらい




Slide 7

Text Captions:

biology

せいぶつ




Slide 8

Text Captions:

broom


ほうき



Slide 9

Text Captions: bus

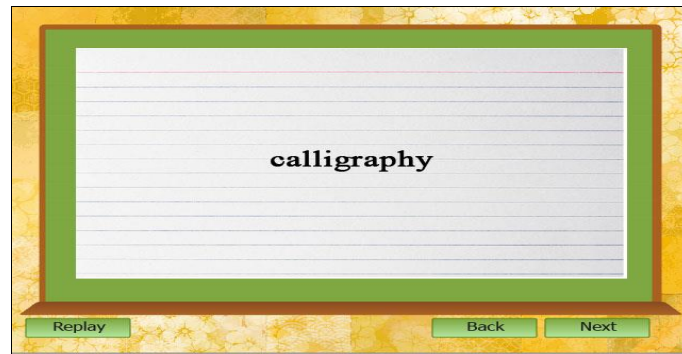
バス



Slide 10

Text Captions: calculator


けいさんき



Slide 11

Text Captions: calligraphy

しよどう




Slide 12

Text Captions:

car

くるま




Slide 13

Text Captions:

chemistry

かがく



Slide 14

Text Captions: class


じゅぎょう



Slide 15

Text Captions: clean house

うちのそうじをする




Slide 16

Text Captions:

closet

おしいれ




Slide 17

Text Captions:

computer

コンピューター




Slide 18

Text Captions:

dictionary


じしよ



Slide 19

Text Captions: dishwasher

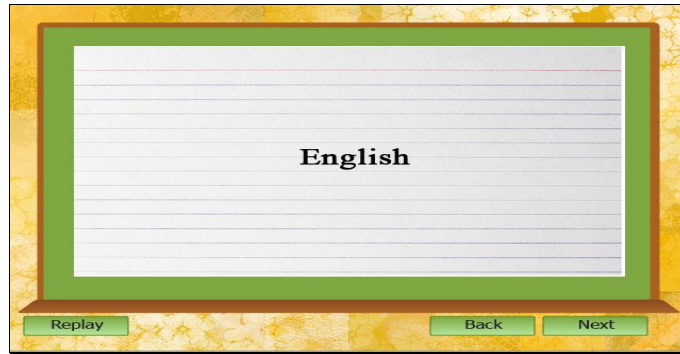
しよつきあらいき



Slide 20

Text Captions: dryer

かんそうき




Slide 21

Text Captions:

English

えいご



Slide 22

Text Captions:

eraser

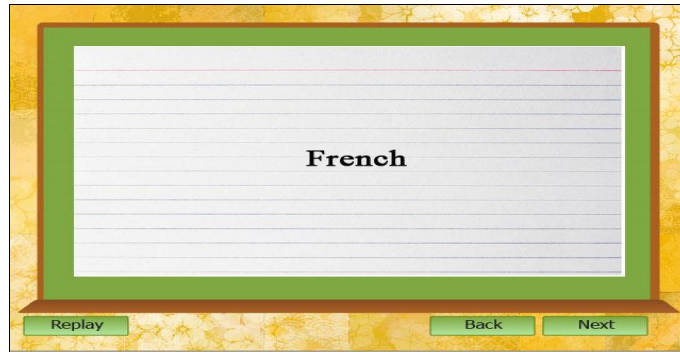
けしゴム



Slide 23

Text Captions: folding clothes

ふくをたたむ



Slide 24

Text Captions: French


フランスご



Slide 25

Text Captions: garden

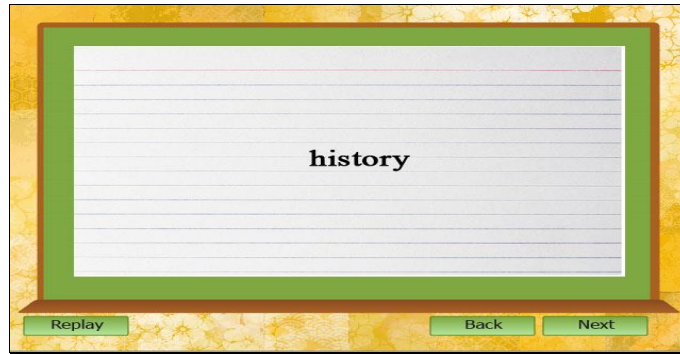
にわ



Slide 26

Text Captions: geography

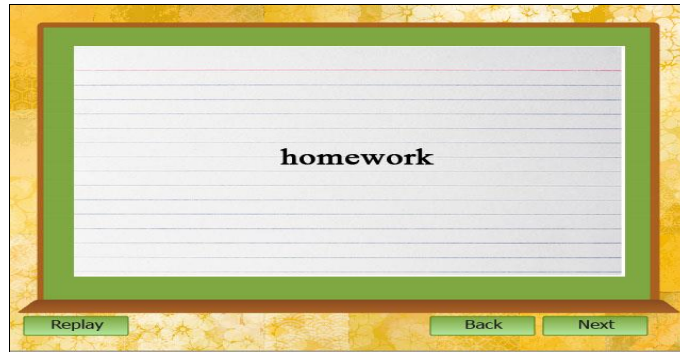
ちり



Slide 27

Text Captions: history

れきし

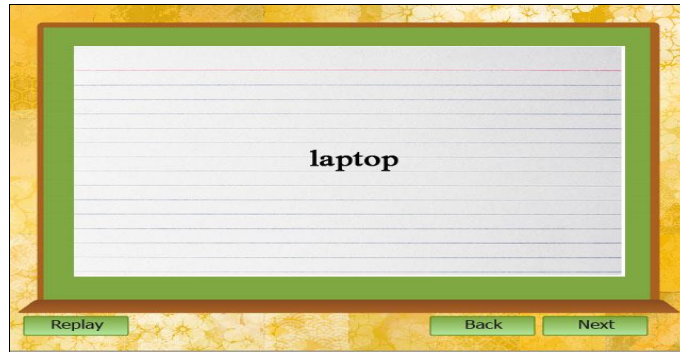


Slide 28

Text Captions:

homework


しゅくだい



Slide 29

Text Captions: laptop

ラップトップ



Slide 30

Text Captions: math


すうがく



Slide 31

Text Captions: music


おんがく



Slide 32

Text Captions: notebook

ノート



Slide 33

Text Captions:

paper


かみ



Slide 34

Text Captions: physical eduction (PE)


たいいく



Slide 35

Text Captions: pen


ペン



Slide 36

Text Captions: pencil

えんぴつ



Slide 37

Text Captions: pictures


しやしん



Slide 38

Text Captions: planner


てちょう



Slide 39

Text Captions: ruler


さし



Slide 40

Text Captions: school


がっこう



Slide 41

Text Captions: science

りか



Slide 42

Text Captions: scissors

はさみ




Slide 43

Text Captions:

Spanish


スペイン語



Slide 44

Text Captions: subway

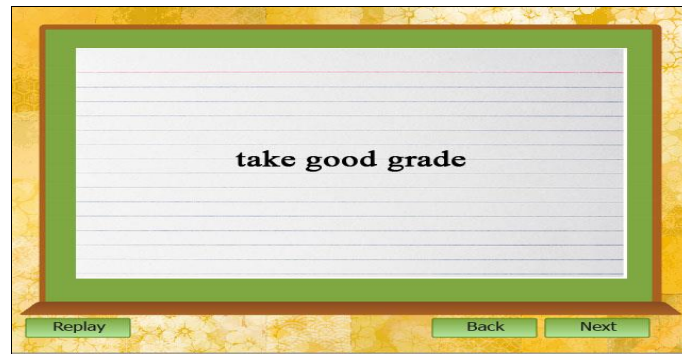
ちかてつ



Slide 45

Text Captions: sweeper

そうじき



Slide 46

Text Captions: take good grade


いいせいせきをとる



Slide 47

Text Captions: take out trash


ごみをだす



Slide 48

Text Captions: taxi

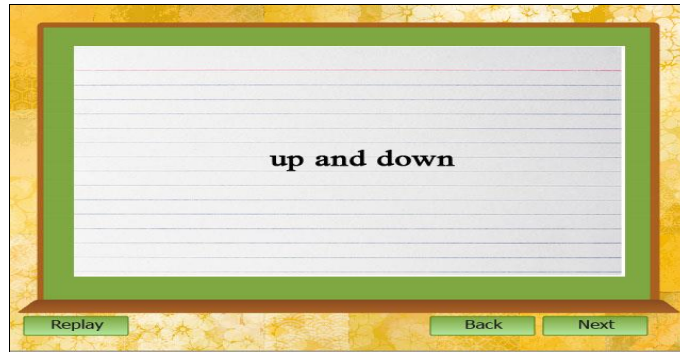
タクシー



Slide 49

Text Captions: textbooks


きょうかしょ



Slide 50

Text Captions: up and down

かいだんをあげる／
かいだんをおりる




Slide 51

Text Captions:

vacuum


そうじき



Slide 52

Text Captions: washer

せんたくき



Slide 53

Text Captions:

wipe





Slide 54

Text Captions: Attribution

Graphic images and audio: 2006 Aventa Learning

Index Cards - ThinkStock.com

ThinkstockPhotos-920179114.jpg ThinkstockPhotos-155706760.jpg ThinkstockPhotos-486698086.jpg ThinkstockPhotos-486697412.jpg ThinkstockPhotos-174687973.jpg

Background Image:

ThinkstockPhotos-844905034

Template - eLearning Brothers.com

(19633-School-Captive-Layout)

Maria Cutout Image

pixabay

Click Restart to practice again.