

Slide 1

You will need to listen to the words in the online activity

Text Captions: Flash Cards

Let's practice your new vocabulary with Flash Cards.

Put on your headphones.

Click "Start" below to begin.

The card will automatically "Flip" .

Click Replay to "Flip" again and to hear the audio.

Click "Next" to see the next card.

Click "Back" to see the previous card.

Click "Restart" to begin again.

Click

to

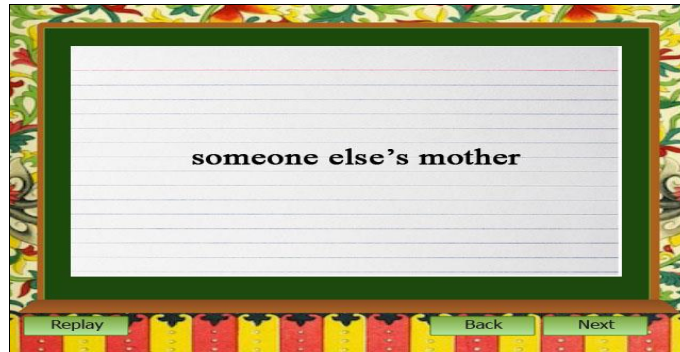
Start



Slide 2

Text Captions: my mother

はは



Slide 3

Text Captions: someone else's mother

おかあさん



Slide 4

Text Captions: my father


ちち



Slide 5

Text Captions: someone else's father

おとうさん



Slide 6

Text Captions: siblings


きょうだい



Slide 7

Text Captions: my older brother

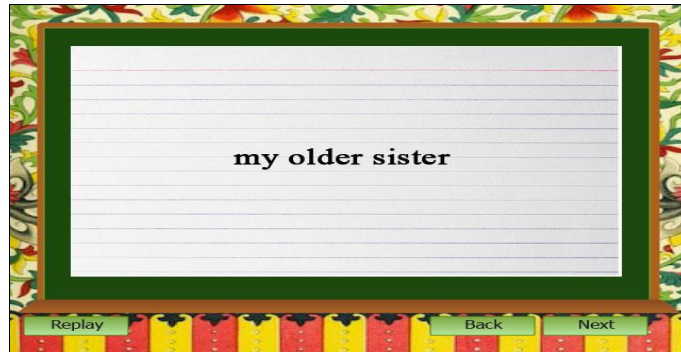
あに



Slide 8

Text Captions: someone else's older brother

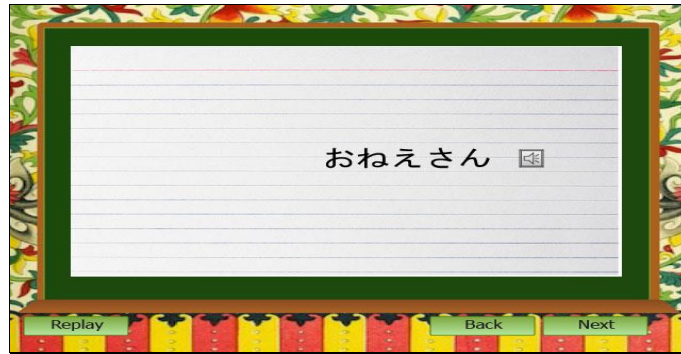
おにいさん



Slide 9

Text Captions: my older sister

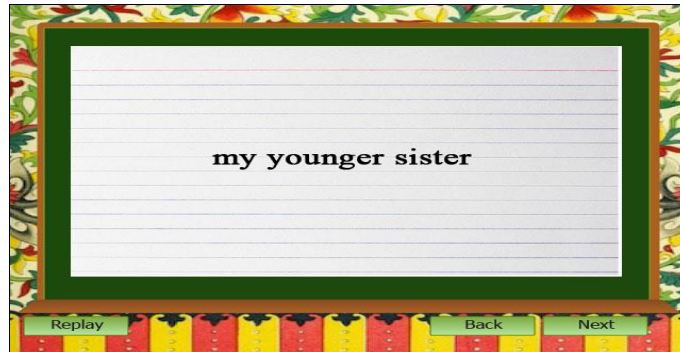
あね



Slide 10

Text Captions: someone else's older sister


おねえさん



Slide 11

Text Captions: my younger sister

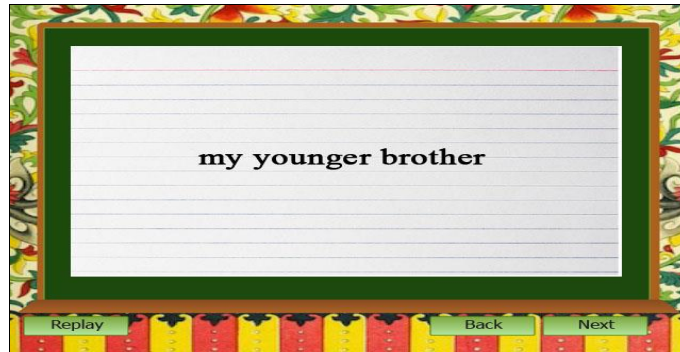
いもうと



Slide 12

Text Captions: someone else's younger sister

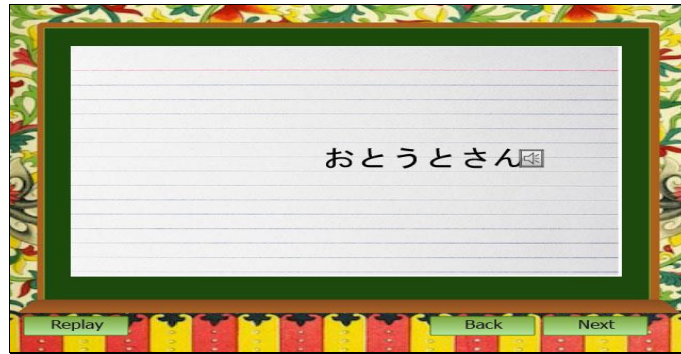
いもうとさん



Slide 13

Text Captions: my younger brother

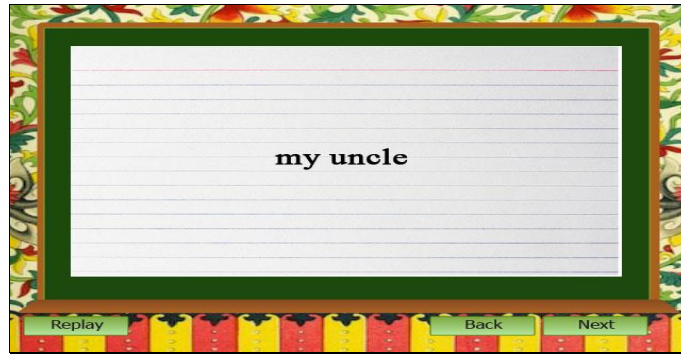
おとうと



Slide 14

Text Captions: someone else's younger brother


おとうとさん



Slide 15

Text Captions: my uncle

おじ



Slide 16

Text Captions: someone else's uncle

おじさん



Slide 17

Text Captions: my aunt


おば



Slide 18

Text Captions: someone else's aunt


おばさん



Slide 19

Text Captions: cousin

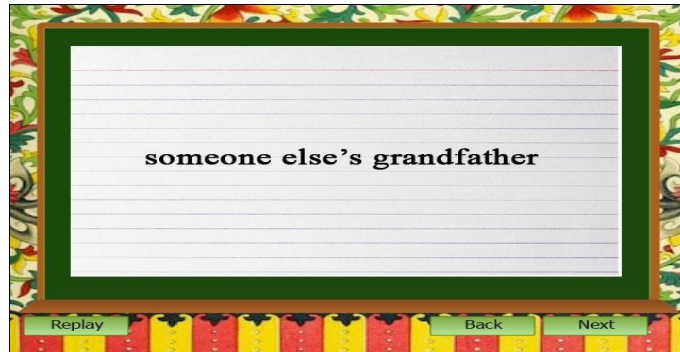
いとこ



Slide 20

Text Captions: my grandfather

そふ



Slide 21

Text Captions: someone else's grandfather

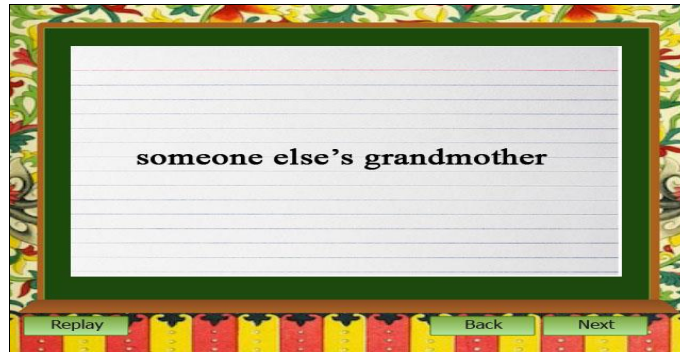
おじいさん



Slide 22

Text Captions: my grandmother

そば



Slide 23

Text Captions: someone else's grandmother

おばあさん



Slide 24

Text Captions: my parents

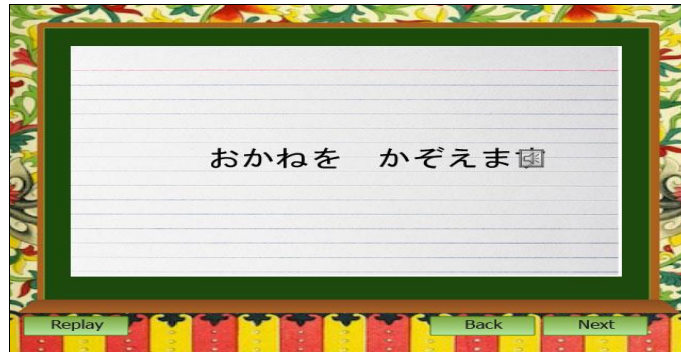
りょうしん



Slide 25

Text Captions: family


かぞく



Slide 26

Text Captions: to count money

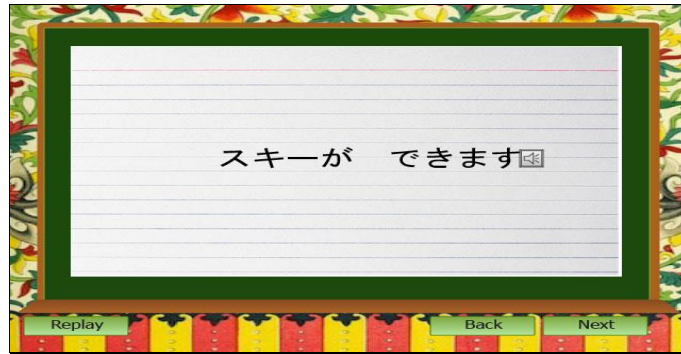
おかねを かぞえます



Slide 27

Text Captions: to find a cat

ねこを みつけます



Slide 28

Text Captions: to be able to ski


スキーが できます



Slide 29

Text Captions: to sleep in futon

ふとんで ねます



Slide 30

Text Captions: to travel

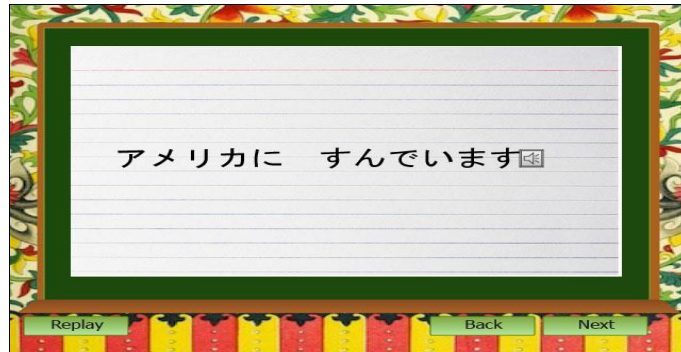
りょうします



Slide 31

Text Captions: to swim in a pool


プールで およぎます



Slide 32

Text Captions: to live in the US

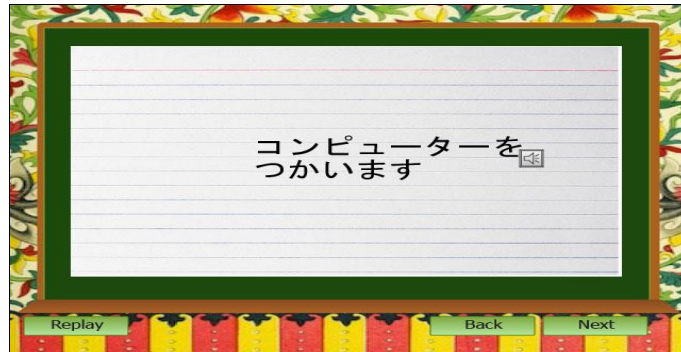
アメリカに すんでいます



Slide 33

Text Captions: to return a book

ほんを かえします



Slide 34

Text Captions: to use a computer


コンピューターを
つかいます



Slide 35

Text Captions: to run


はしります



Slide 36

Text Captions: to win

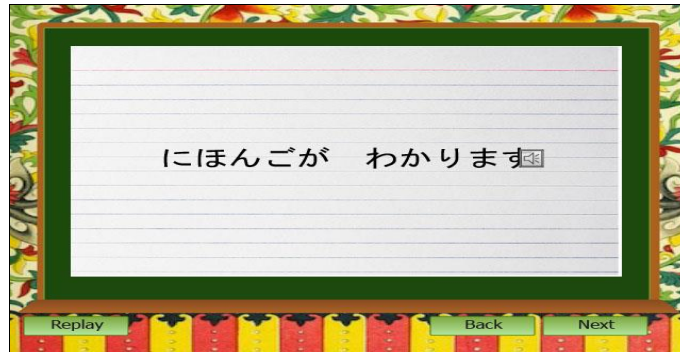
かちます



Slide 37

Text Captions: to lose

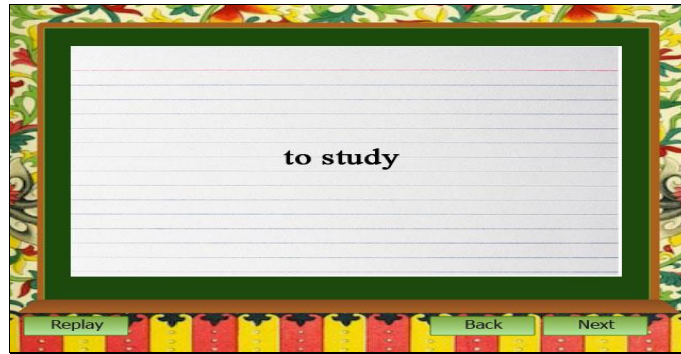
まけます



Slide 38

Text Captions: to understand Japanese

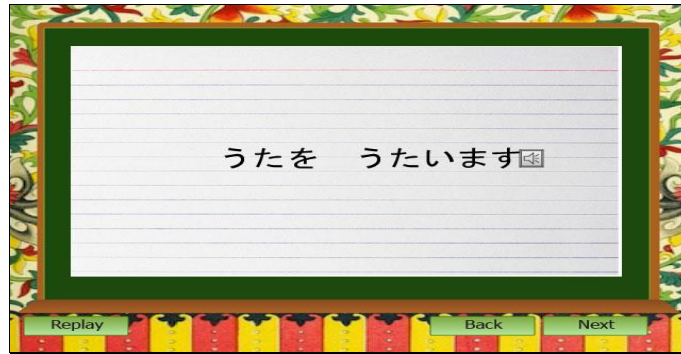
にほんごが わかります



Slide 39

Text Captions: to study

べんきょうします



Slide 40

Text Captions: to sing a song

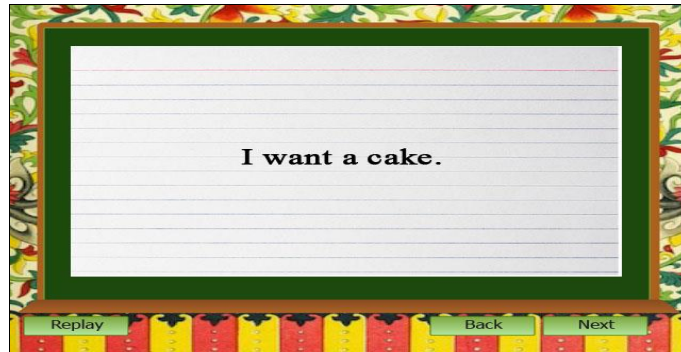
うたを うたいます



Slide 41

Text Captions: to begin (school)

がっこうが はじまります



Slide 42

Text Captions: I want a cake.

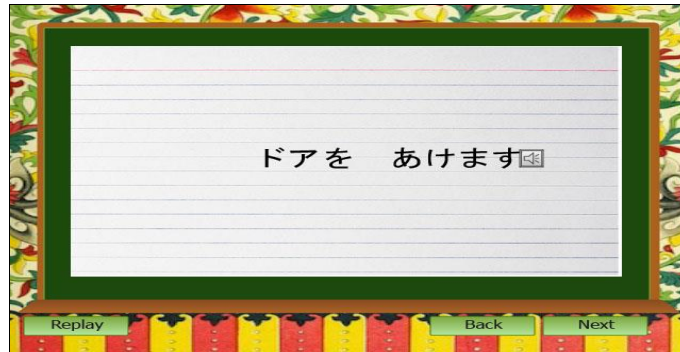
ケーキが ほしいです



Slide 43

Text Captions: to fix a meal

ごはんを つくります



Slide 44

Text Captions: to open the door


ドアを あけます



Slide 45

Text Captions: to close the door

ドアを しめます



Slide 46

Text Captions: birthday

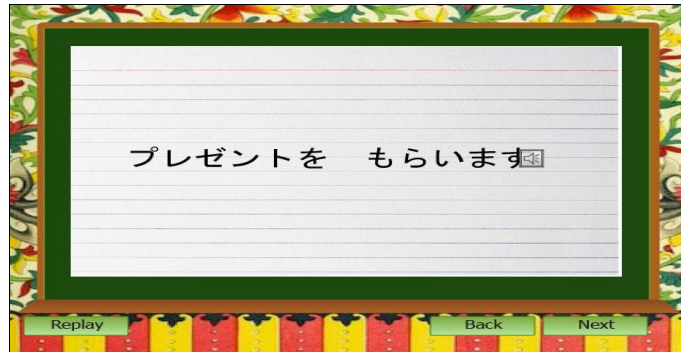
たんじょうび



Slide 47

Text Captions: to have a party

パーティーをします



Slide 48

Text Captions: to receive a present

プレゼントをもらいます



Slide 49

Text Captions: Attribution

Graphic images and audio: 2006 Aventa Learning

Index Cards - ThinkStock.com

ThinkstockPhotos-920179114.jpg ThinkstockPhotos-155706760.jpg ThinkstockPhotos-486698086.jpg ThinkstockPhotos-486697412.jpg ThinkstockPhotos-174687973.jpg

Background Image:

ThinkstockPhotos-844905034

Template - eLearning Brothers.com

(19633-School-Captive-Layout)

Maria Cutout Image

pixabay

Click Restart to practice again.