

Slide 1

You will need to listen to the words in the online activity.

: Check for Understanding

Let's practice your new vocabulary with Flash Cards.

Please put on your headphones.

Click "Start" to begin.

The card will automatically "Flip" .

Click Replay to "Flip" and hear again.

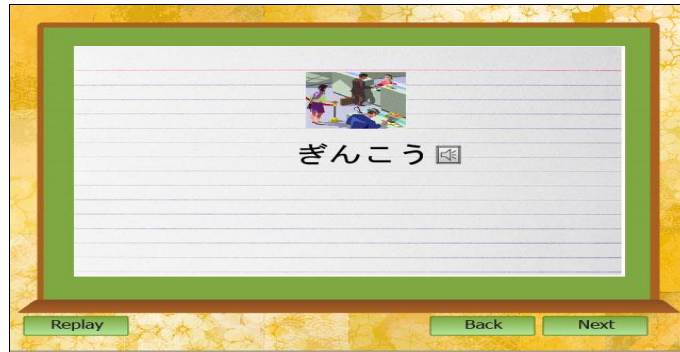
Click "Next" to see the next card.

Click "Back" to see the previous card.

Click "Restart" to begin again.

Click to

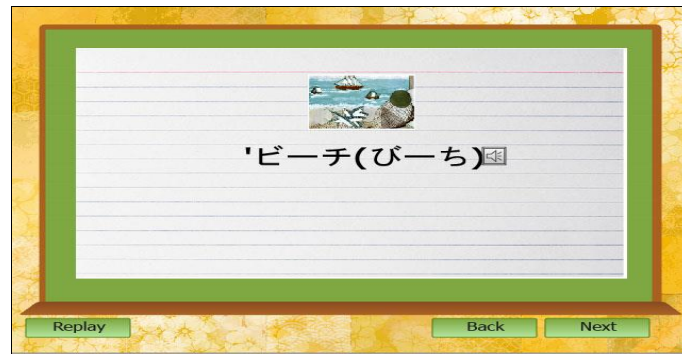
begin



Slide 2

: bank

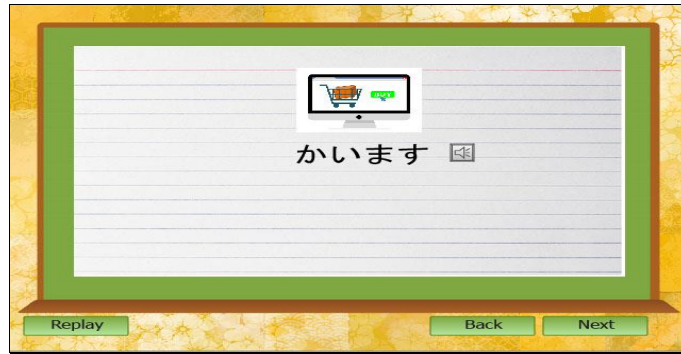
ぎんこう



Slide 3

: beach

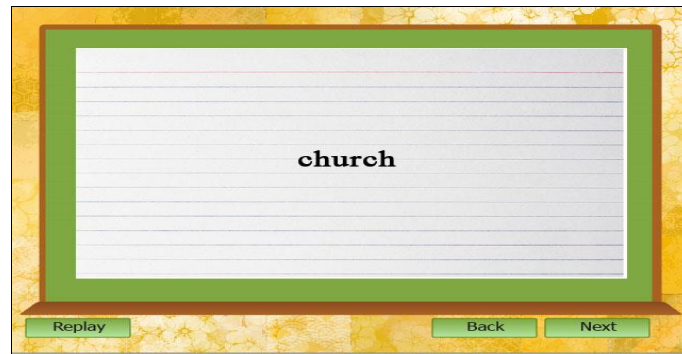
'ビーチ(ビーチ)



Slide 4

: buy

かいます



Slide 5

: church

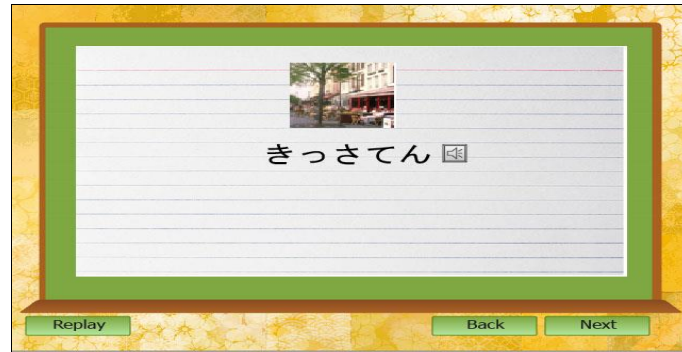
きょうかい



Slide 6

: class

じゅぎょう



Slide 7

: coffe shop


きっさてん



Slide 8

: drink

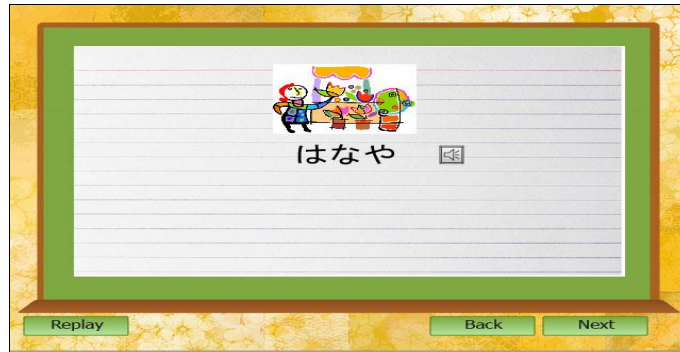
のみます



Slide 9

: five o'clock

ごじ



Slide 10

: flower shop

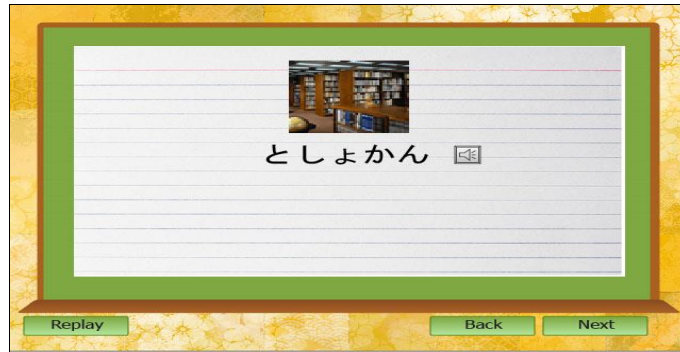
はなや



Slide 11

: hospital

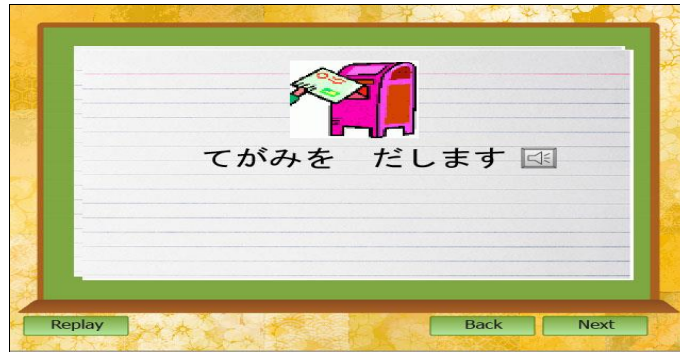
びょういん



Slide 12

: library

としょかん



Slide 13

: mail a letter

てがみを だします



Slide 14

: movie

えいが



Slide 15

: music store

おんがくや



Slide 16

: museum

びじゅつかん



Slide 17

: nine o'clock

くじ



Slide 18

: one o'clock

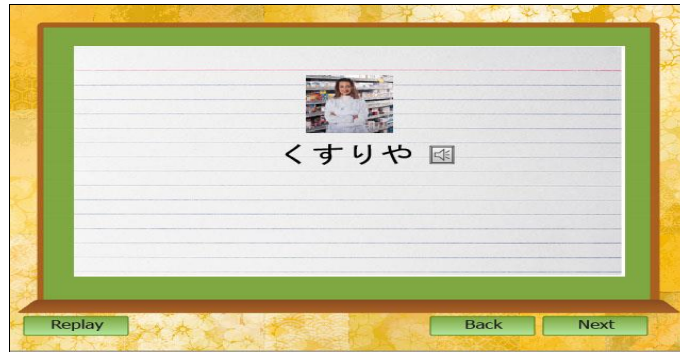
いちじ



Slide 19

: park

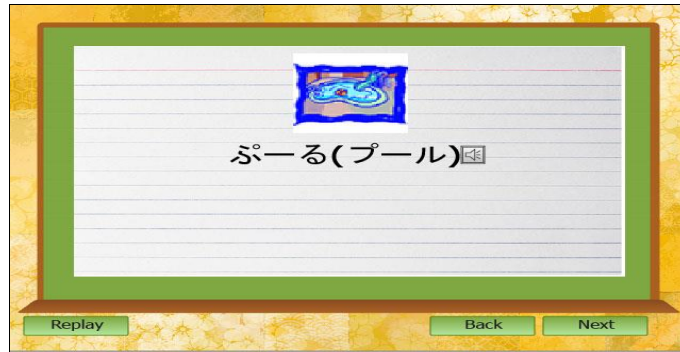
こうえん



Slide 20

: pharmacy

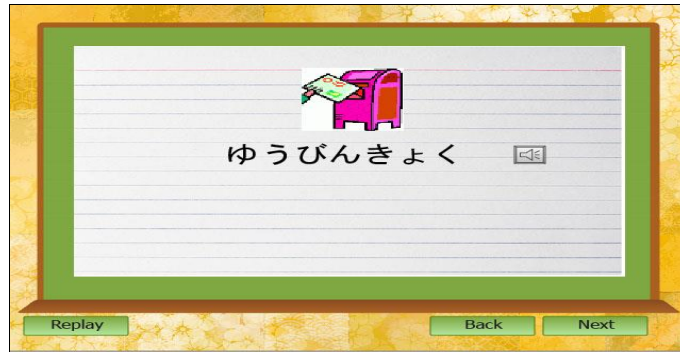
くすりや



Slide 21

: pool

プーる(プール)



Slide 22

: post office

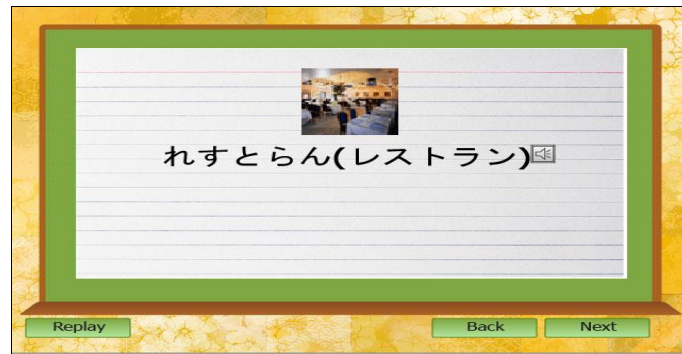
ゆうびんきょく



Slide 23

: read


よみます



Slide 24

: restaurant


れすとらん(レストラン)



Slide 25

: school


がっこう



Slide 26

: see look at


みます



Slide 27

: sell


うります



Slide 28

: six o'clock

ろくじ



Slide 29

: store


みせ



Slide 30

: supermarket


スーパー



Slide 31

: swim


およぎます



Slide 32

: what


なに／なん



Slide 33

: what kind of


どんな



Slide 34

: talk

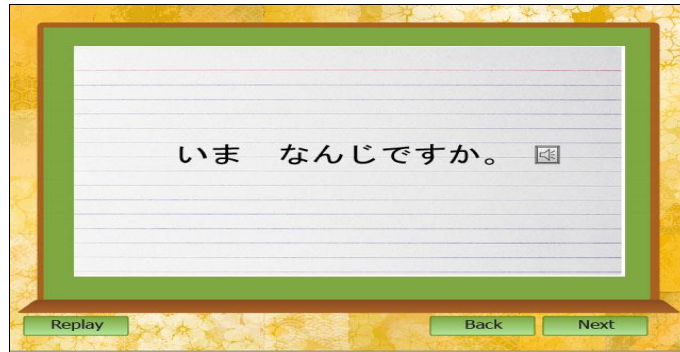
はなしを します



Slide 35

: two o'clock


にじ



Slide 36

: What time is it now?


いま なんじですか。



Slide 37

: when


いつ



Slide 38

: where

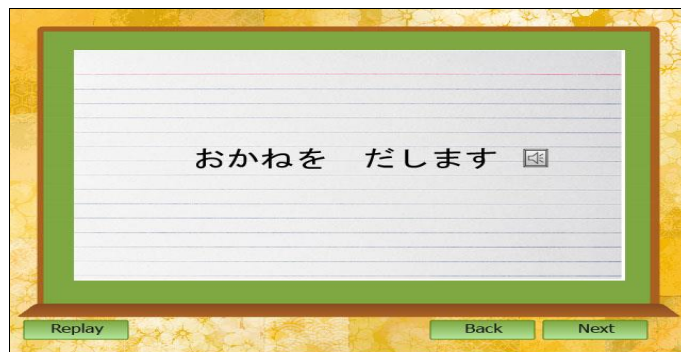
どこ



Slide 39

: why

どうして



Slide 40

: 'withdraw money'

おかねを だします



Slide 41

: write

かきます



Slide 42

: Attribution

Graphic images and audio: 2006 Aventa Learning

Index Cards - ThinkStock.com

ThinkstockPhotos-920179114.jpg ThinkstockPhotos-155706760.jpg ThinkstockPhotos-486698086.jpg ThinkstockPhotos-486697412.jpg ThinkstockPhotos-174687973.jpg

Background Image:

ThinkstockPhotos-844905034

Template - eLearning Brothers.com

(19633-School-Captive-Layout)

Maria Cutout Image

Click Restart to practice again.